

Best practices and challenges working towards accessible museums in Estonia

Dagmar Ingi
Estonian Open Air Museum, Estonian Museums
Association



Estonian Art Museum – pioneer of working towards accessibility



First museum building in Estonia, which was designed for people with physical disabilities (2006)



It's all about communication

Kumu Art Museum » Accessibility Programmes

Accessibility Programmes

Share:  

► Museum lessons

For the visually disabled

For visitors with mobility problems

For visitors with dementia

For visitors with autism

Booking tours

The Kumu Art Museum is an open contemporary museum that continually aspires towards more extensive inclusion of people. We consider the necessities of different target groups and offer a wide variety of opportunities. Thus, the Kumu Art Museum has several activities for individual visitors, including visitors with special needs. We look forward to seeing museum visitors at exhibitions independently or within the framework of various public programmes. Kumu is also a visitor-friendly environment for groups, who can commission special programmes, excursions and visits.

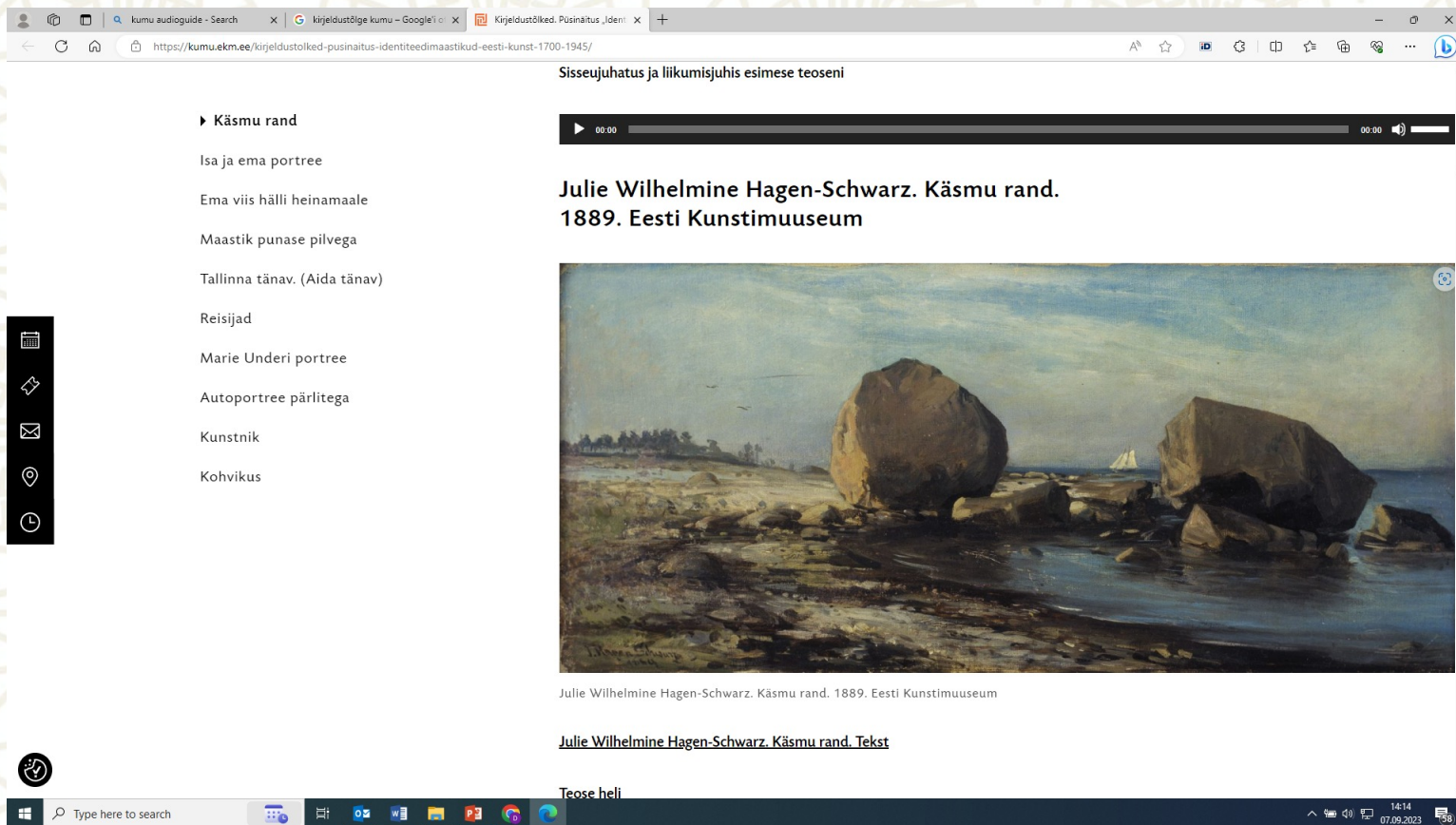
Museum lessons

We believe that visitors should feel comfortable and secure in a museum. We want the museum to include all viewers, regardless of their special needs. The educational programmes of the Art Museum of Estonia are accessible to children, young adults and to all those with mobility, visual, hearing and mental disabilities. Art makes you see the unseen, art helps you share your thoughts and art touches us all. The museum lessons are usually held in Estonian or in Russian language.

Contact



1. How to get to and move around the museum
2. Descriptive translation that can be used at home or downloaded into your own cell phone



The screenshot shows a web browser window with the URL <https://kumu.ekm.ee/kirjeldustolkeid-pusinautus-identiteedimaastikud-eesi-kunst-1700-1945/>. The page title is "Sissejuhatus ja liikumisjuhise esimene teoseni". On the left, there is a vertical menu with the following items: "Käsmu rand", "Isa ja ema portree", "Ema viis hälli heinamaale", "Maastik punase pilvega", "Tallinna tänav. (Aida tänav)", "Reisijad", "Marie Underi portree", "Autoportree pärlitega", "Kunstnik", and "Kohvikus". The main content area features a video player with a play button and a progress bar. Below the video player, the text reads: "Julie Wilhelmine Hagen-Schwarz. Käsmu rand. 1889. Eesti Kunstimuuseum". Below this text is a large image of a painting depicting a rocky coastline with a small boat in the distance. Below the image, the caption reads: "Julie Wilhelmine Hagen-Schwarz. Käsmu rand. 1889. Eesti Kunstimuuseum". At the bottom of the page, there is a link: "[Julie Wilhelmine Hagen-Schwarz. Käsmu rand. Tekst](#)". The browser's address bar and the Windows taskbar are visible at the bottom of the screenshot.



3. Programs for people with dementia
4. Silent mornings
5. Sensory map



6. Educational programs

- Special programs and study materials for blind people and people with visual impairment



- programs for children with mental diseases



Estonian Maritime Museum`s permanent exposition „Sea at the tower“ – equal possibilities to everyone



First elevator in a medieval heritage building in Tallinn old town

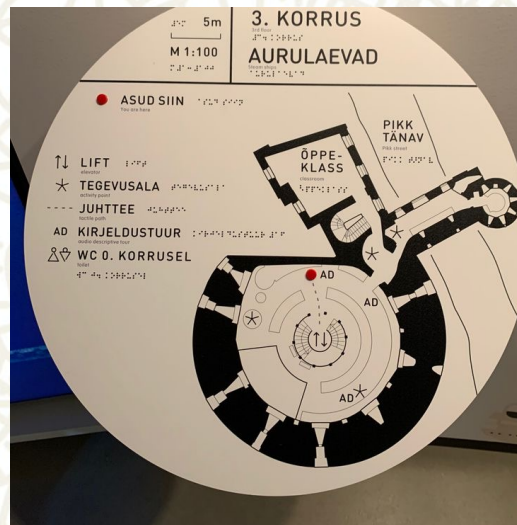


Exposition showcases



Accessibility for people with visual impairment

- Embossed (Tactile) room plans
- Guided roads
- Downloadable descriptive translations
- Tactile exhibits



Deaf people and people with hard of hearing

Videos with sign language

Videos with subtitles

People with intellectual and mental disabilities

Mapped and tested environment (it- and sound-solutions)

Hands on exhibits



Challenges of making the Estonian Open Air Museum accessible



Strengths of open air museums: working with people with mental and intellectual disabilities

- Silent and supporting environment (there is always possibility to find non-crowded areas)
- Many *hands on* objects
- Domestic animals and nature
- Simple topics applied to everyone




Museum buildings and their specifics – challenges and solutions



Virtual tours



1. Descriptive translations
2. Tactile yard maps
3. Replicated objects, that can be touched



Elderly people

1. Mapping our territory according their needs
2. Programs at the museum and at day care centres



No special educational programs only for kids
with special needs.

**All topics and programs
should be applied to everyone**

